

PIDG

TE Internal #: 696423-4

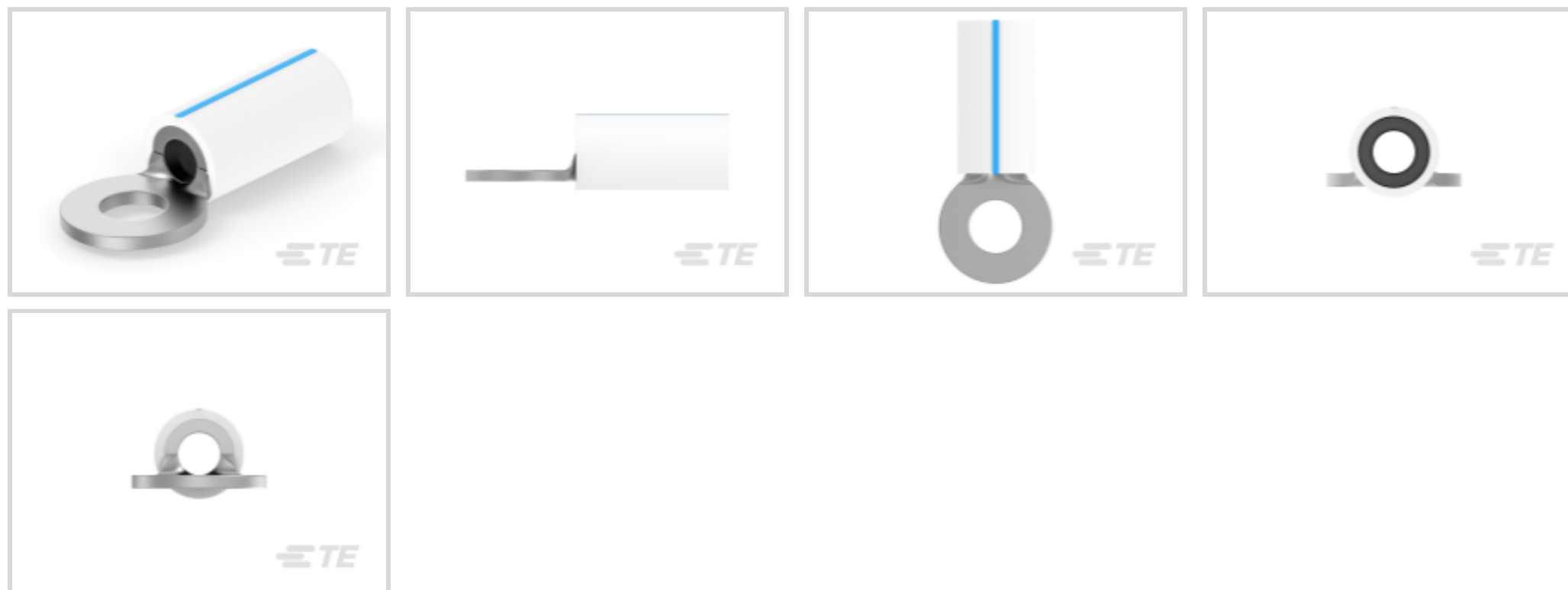
Ring Terminals & Spade Terminals, Ring Tongue, 16 – 14 AWG

Wire Size, 1.04 – 2.62 mm² Wire Size, 2050 – 5180 CMA Wire Size,

Stud Size #6 / M3.5, PIDG

[View on TE.com >](#)

Terminals & Splices > Ring Terminals & Spade Terminals

Ring & Spade Terminal Type: **Ring Tongue**Wire Size: **2050 – 5180 CMA**Stud Size: **#6, M3.5**

Features

Product Type Features

| | |
|--|--------------------|
| Terminal Features | Sheared |
| Stud Size | #6, M3.5 |
| Sealable | No |
| Wire Insulation Support Retention Type | Insulation Support |

Configuration Features

| | |
|-----------------|-------|
| Number of Holes | 1 |
| Terminal Angle | 180 ° |

Body Features

| | |
|-------------------------|---------|
| Inspection Slot | No |
| Insulation Sleeve Color | Natural |
| Weight per Piece | 1.093 g |
| Stripe Color | Blue |

Contact Features

| | |
|----------------------------|-------------|
| Ring & Spade Terminal Type | Ring Tongue |
| Barrel Type | Closed |



| | |
|---------------------------|----------|
| Terminal Orientation | Straight |
| Terminal Plating Material | Tin |

Mechanical Attachment

| | |
|-------------------------|------|
| Wire Insulation Support | With |
|-------------------------|------|

Dimensions

| | |
|--|-------------------------------|
| | .105 in |
| Wire Size | 2050 – 5180 CMA |
| Stud Diameter | 3.68 mm[.145 in] |
| Tongue Thickness | .79 mm[.031 in] |
| Overall Product Length | 21.57 mm[.849 in] |
| Accepts Wire Insulation Diameter (Max) | 3.81 mm[.15 in] |
| Accepts Wire Insulation Diameter Range | 2.67 – 3.81 mm[.105 – .15 in] |

Usage Conditions

| | |
|-----------------------------|---------------------|
| Insulation Option | Partially Insulated |
| Operating Temperature Range | 150 °C[302 °F] |

Operation/Application

| | |
|---------------------------------------|--------|
| Compatible With Wire Base Material | Copper |
| Compatible With Wire Plating Material | Tin |
| Heavy Duty | No |

Industry Standards

| | |
|----------------------|----|
| Government Qualified | No |
|----------------------|----|

Packaging Features

| | |
|--------------------|-------------|
| Packaging Quantity | 1000 |
| Packaging Method | Loose Piece |

Product Compliance

[For compliance documentation, visit the product page on TE.com>](#)

| | |
|---|--|
| EU RoHS Directive 2011/65/EU | Compliant |
| EU ELV Directive 2000/53/EC | Compliant |
| China RoHS 2 Directive MIIT Order No 32, 2016 | No Restricted Materials Above Threshold |
| EU REACH Regulation (EC) No. 1907/2006 | Current ECHA Candidate List: JUNE 2022 (224) |



Candidate List Declared Against: JAN 2022
(223)

Does not contain REACH SVHC

Halogen Content

Not Yet Reviewed for halogen content

Solder Process Capability

Not applicable for solder process capability

Product Compliance Disclaimer

This information is provided based on reasonable inquiry of our suppliers and represents our current actual knowledge based on the information they provided. This information is subject to change. The part numbers that TE has identified as EU RoHS compliant have a maximum concentration of 0.1% by weight in homogenous materials for lead, hexavalent chromium, mercury, PBB, PBDE, DBP, BBP, DEHP, DIBP, and 0.01% for cadmium, or qualify for an exemption to these limits as defined in the Annexes of Directive 2011/65/EU (RoHS2). Finished electrical and electronic equipment products will be CE marked as required by Directive 2011/65/EU. Components may not be CE marked. Additionally, the part numbers that TE has identified as EU ELV compliant have a maximum concentration of 0.1% by weight in homogenous materials for lead, hexavalent chromium, and mercury, and 0.01% for cadmium, or qualify for an exemption to these limits as defined in the Annexes of Directive 2000/53/EC (ELV). Regarding the REACH Regulation, the information TE provides on SVHC in articles for this part number is based on the latest European Chemicals Agency (ECHA) 'Guidance on requirements for substances in articles' posted at this URL: <https://echa.europa.eu/guidance-documents/guidance-on-reach>

Compatible Parts



TE Part # 59250
T-HEAD PIDG 26-14 ASSY




TE Part # 47387
DAHT PG PIDG 20-14 ASSY




TE Part # 2063030-1
SDE DIESET, RBY, UL

Also in the Series | PIDG




Compression Connectors(17)



Crimp Terminal Housings(1)



Crimp Wire Pins, Tabs & Ferrules(41)




Hand Crimping Tools(2)



Knife Disconnects(11)



PCB Terminals(9)



Quick Disconnects(53)



Ring Terminals & Spade Terminals(861)



Special Purpose Terminals(1)



Splices(48)

Documents

Product Drawings

[TERMINAL,PIDG PVF2 R 16-14 6](#)

English

CAD Files

[3D PDF](#)

3D

Customer View Model

[ENG_CVM_CVM_696423-4_A.2d_dxf.zip](#)

English

Customer View Model

[ENG_CVM_CVM_696423-4_A.3d_igs.zip](#)

English

Customer View Model

[ENG_CVM_CVM_696423-4_A.3d_stp.zip](#)

English

By downloading the CAD file I accept and agree to the [Terms and Conditions](#) of use.

Datasheets & Catalog Pages

[RADIATION_RESISTANT_PRE-INSULATED_TERMINALS_SPLICES](#)

English

Product Specifications

[Application Specification](#)

English